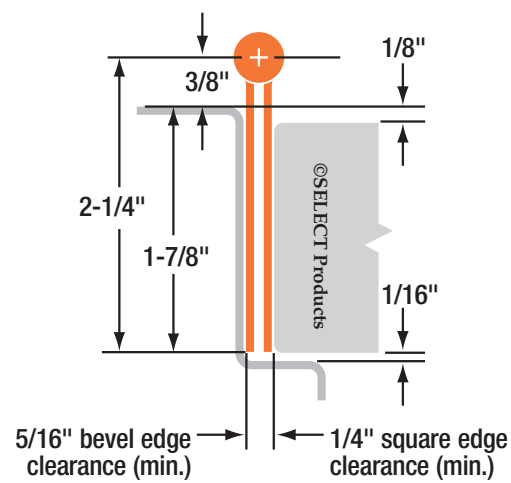
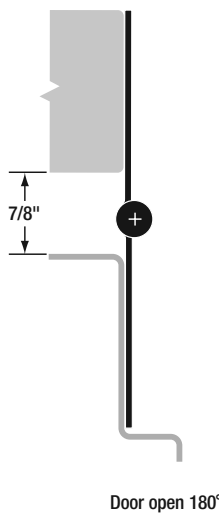
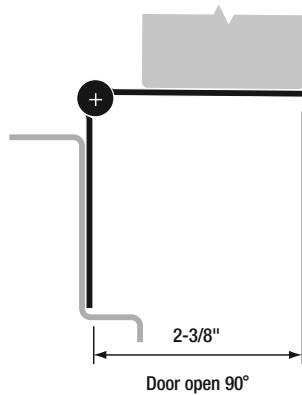
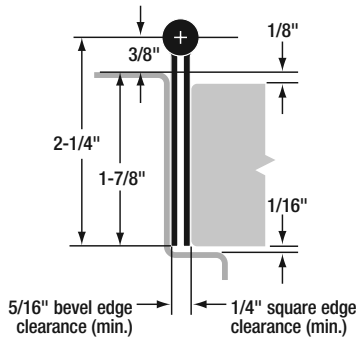




- Primer painted carbon steel
- 1/8" door inset
- For doors weighing up to 600 lb.
- 48" maximum door width





MATERIAL: 14 gauge 1012 cold-rolled steel with .25" diameter 304 stainless pin. Long-life nylon split bearings.

LENGTHS: 83", 85", 95" and 120" lengths standard for nominal door heights. Custom lengths are available.

RATINGS: For doors 48" wide (max.) weighing up to 600 pounds without frame or door reinforcement.

FINISH: Gray powder coat primer.

CLOSERS: Conventional overhead surface, concealed sliding arm overhead or floor closers may be used with SELECT hinges. Pivot-type floor closers (with a fixed, conflicting center pivot) must be replaced.

ORDER: Specify hinge length. Universal screw pack contains 10-24 x 7/8" self-drilling zinc plated 410SS screws and 10 x 1-1/4" Phillips flathead undercut sheet metal screws.

BHMA CERTIFICATION: SL200 pin & barrel continuous hinges conform to BHMA Standard ANSI/BHMA A156.26.2006 Grade 2.

SL200 HINGE SCREW COUNT		
HINGE LENGTH	DOOR SCREWS	FRAME SCREWS
83"	21	21
85"	18	18
95"	23	23
120"	27	27

SPECIFICATIONS

SL200 Concealed Pin & Barrel Hinge



SELECT Advantages



GRAY POWDER COAT PRIMER CARBON STEEL

Carbon steel hinge with stainless steel pin creates a tough, highly secure opening.



TEMPLATED HOLE PATTERN

Select hinges line up perfectly, precisely, every time. Makes installation easier and faster.



NYLON DOUBLE BEARINGS

Create a strong, free-moving assembly that allows closers and other door hardware to function properly.



VARIETY OF FINISHES

Available in scratch-resistant and Kynar® painted finishes to match, contrast or accent your building's design.



3-HR. FIRE RATING

Fire-rated out of the package. No extra parts to buy or install, no liability worries.



1/4-IN. STAINLESS STEEL ROD

Delivers high tensile strength by forming a strong, free-moving unit. Flexible and strong in abused openings.



ADJUSTA-SCREW™ FASTENERS

Remedy out-of-square doors and frames easily. Correct fit variances up to 3/8" along full length of door.



END CAPS

Spiral-knurled steel caps seal the barrel ends to contain hinge rod.

- SELECT pin & barrel continuous hinges are tested and listed by Underwriters Laboratories Inc. to standards UL10B, UL10C (positive pressure) and UBC7.2.

