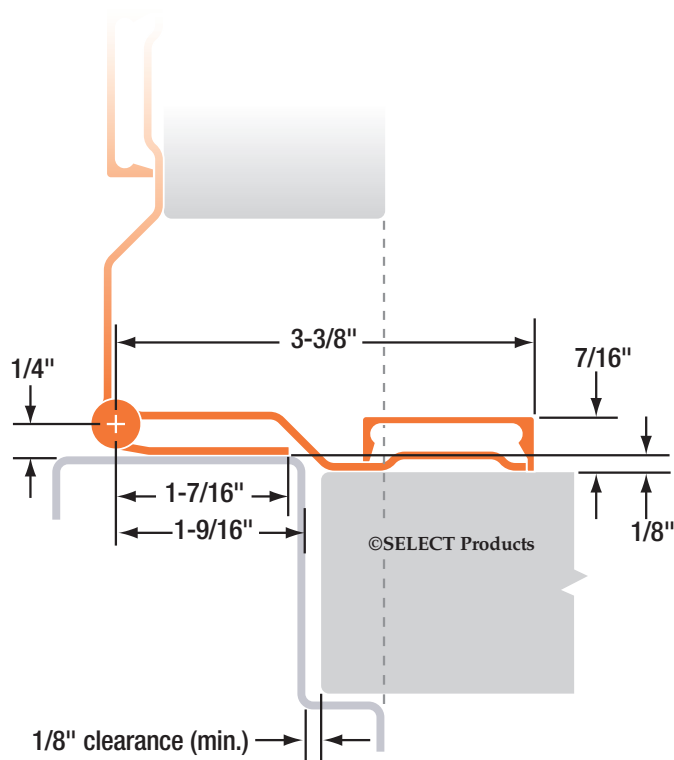
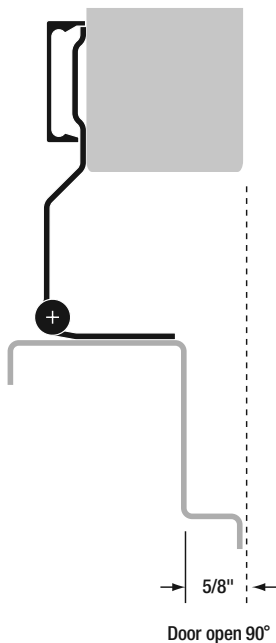
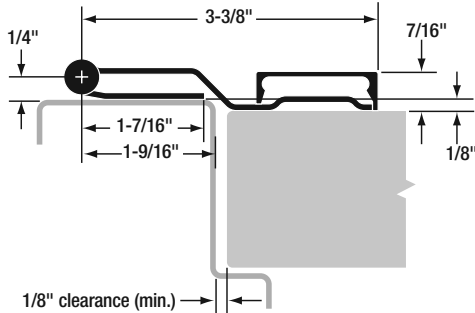


- Stainless steel
- For doors weighing up to 600 lbs.
- 48" max. door width
- Brushed aluminum leaf cover







**MATERIAL:** 14 gauge 304 stainless steel with .25" diameter 304 stainless pin. Long-life nylon split bearings.

**LENGTHS:** 83", 85", 95" and 120" lengths standard for nominal door heights. Custom lengths are available.

**RATINGS:** For doors 48" wide (max.) weighing up to 600 pounds without frame or door reinforcement.

**FINISH:** US32D satin stainless steel (630).

**CLOSERS:** Conventional overhead surface, concealed sliding arm overhead or floor closers may be used with SELECT hinges. Pivot-type floor closers (with a fixed, conflicting center pivot) must be replaced.

**ORDER:** Specify hinge length. Universal screw pack contains 10-24 x 7/8" self-drilling 410SS Phillips undercut flathead screws, 10 x 1-1/4" Phillips undercut flathead sheet metal screws and 1/4-20 x 3/4" self-drilling Torx panhead screws.

**BHMA CERTIFICATION:** SL309 pin & barrel continuous hinges conform to BHMA Standard ANSI/BHMA A156.26.2006 Grade 1.

SL309 HINGE SCREW COUNT		
HINGE LENGTH	DOOR SCREWS	FRAME SCREWS
83"	14	21
85"	14	18
95"	16	23
120"	20	27

## SPECIFICATIONS

# SL309 Full Surface Pin & Barrel Hinge



## SELECT Advantages



### **CORROSION-RESISTANT STAINLESS STEEL**

Stainless steel pin & barrel construction creates a tough, highly secure opening.



### **TEMPLATED HOLE PATTERN**

Select hinges line up perfectly, precisely, every time. Makes installation easier and faster.



### **NYLON DOUBLE BEARINGS**

Create a strong, free-moving assembly that allows closers and other door hardware to function properly.



### **VARIETY OF FINISHES**

Available in polished, brushed and painted finishes to match, contrast or accent your building's design.



### **3-HR. FIRE RATING**

Fire-rated out of the package. No extra parts to buy or install, no liability worries.



### **1/4-IN. STAINLESS STEEL ROD**

Delivers high tensile strength by forming a strong, free-moving unit. Flexible and strong in abused openings.



### **ADJUSTA-SCREW™ FASTENERS**

Remedy out-of-square doors and frames easily. Correct fit variances up to 3/8" along full length of door.



### **END CAPS**

Spiral-knurled steel caps seal the barrel ends to contain hinge rod.

- SELECT pin & barrel continuous hinges are tested and listed by Underwriters Laboratories Inc. to standards UL10B, UL10C (positive pressure) and UBC7.2.

