

Extend the life of your high-traffic doors



**Unbeatable
durability
guarantee**

page 2



**U.S. State
Department
certification**

page 3



**Geared
continuous
hinges**

pages 4-5



**Pin & Barrel
continuous
hinges**

pages 6-7

**Geared to
ship in**



**The industry's
fastest
shipping**

page 8



INDEPENDENT LAB TEST CYCLE COUNT



**SELECT
HINGES™**


SELECT Products Limited

9770 Shaver Road, Portage, MI 49024

Ph: 800-423-1174 Fax: 800-423-7107

www.select-hinges.com

Designed to outlast other hinges without repair



Tested to withstand 50 years of heavy traffic.

How do you know SELECT Hinges™ will hold up to years of heavy traffic moving through your doors? Because we've tested them to prove it.

At Architectural Testing, Inc. in St. Paul, Minn., our SL11-HD concealed geared continuous hinge surpassed more than 25,000,000 cycles — 10 times beyond Grade 1 cycle count — in ANSI-approved, physical endurance testing. In the real world, that means an entrance equipped with our hinge averaging 500,000 cycles per year would still be performing after 50 years of traffic.

What kind of damage did all those test cycles cause? A broken counter. Two worn out door closers. And no measurable change to the hinge or door.

Guaranteed to last forever.

Because our hinges have proven themselves in independent testing, we back them with the industry's only Continuous Warranty. The warranty has no time limit. We'll replace your geared continuous hinge if it ever fails under normal use. That's how confident we are in the durability of our hinges.

More than 25,000,000 cycles ... and a never-ending Continuous Warranty as enduring as our hinges.



▶ Cycle testing at Architectural Testing, Inc., St. Paul, Minn.

▶ SELECT hinge bearing after 25,000,000 test cycles.



▶ Continuous Warranty certificate



ANSI A250.4-1994 Test Procedure
Test Dates: 02/12/02—03/06/06
Report No. 47291.13-201-44

SELECT's geared continuous hinge passes brutal U.S. Department of State testing for entrances in American embassies overseas.

The U.S. Department of State (DOS) requires strength testing of entrance systems to protect our U.S. embassies overseas.

DOS tests on a SELECT Hinges™ 85-in. SL27 LL geared continuous hinge were conducted at H.P. White Laboratory, Inc., an independent small arms and ammunition research laboratory located in Street, Maryland.

"With independent durability hinge testing surpassing 25 million cycles, we felt confident our hinge could resist aggressive assaults, too," said Bob Cronk, SELECT vice president, sales and marketing.

"This entrance will be used to stop an angry mob attacking an embassy overseas. It may be the only thing keeping employees safe."

—Ken Sampson, president
United States Bulletproofing, Inc.

A solid hour of abuse

The test was for the DOS's longest protection level — 60 minutes — with a focus on the SELECT hinge as the newest door system component.

"The actual test took eight hours because attackers tested different sections of the entrance for one hour each," said Ken Sampson, president of United States Bulletproofing, Inc. (USBP), manufacturer of the door on which the SELECT hinge was mounted.

"This entrance will be used to stop an angry mob attacking an embassy overseas. It may be the only thing keeping employees safe."

Forced Entry (FE) Test

Attackers used 10- and 12-lb. sledgehammers, a 9 x 2-1/2-in. wood-splitting wedge, 1-in. and 3/4-in. cold chisels, a 2-1/4-in. masonry chisel plus other tools to try to gain entry, some in a "concentrated assault" on hinge edges.



Only a small portion of the bottom of the SELECT geared continuous hinge was destroyed using wood-splitting wedges during the Forced Entry Test. Attackers were still unable to breach the entrance.



In the Forced Entry Test, six attackers tried unsuccessfully for 60 minutes to break through the entrance system using 10- and 12-lb. sledgehammers, wedges, chisels, crowbars and more.

Ballistic Resistance (BR) Test

Attackers stood 20 feet from the door and fired eight shots directly at the hinge using high-powered 5.56 mm and 7.62 mm military rifles (.223 and .308 caliber). No bullets penetrated the hinge.



The Ballistic Resistance Test included 5.56 mm and 7.62 mm (.223 and .308 caliber) M80 military rifle rounds fired directly at the SELECT SL27 LL geared continuous hinge. The hinge withstood all eight shots.

SELECT earned 60-minute BR and FE certification

The SELECT geared continuous hinge is approved for use on all DOS doors, and USBP has chosen the SELECT SL27 LL hinge on all of its doors.



For high security applications

"The continuous gear hinge withstands this type of attack better than butt hinges," Cronk said. "Continuous top-to-bottom frame and door contact with 50-plus fasteners (versus a butt hinge's three to four contact points and 32 screws or fewer) gives a security that's tough to beat."

Advantages: **GEARED** continuous hinges

*“We choose **SELECT** because they are competitively priced, ship quickly and the company has great customer service. We’ve never had their hinges fail.”*

—Ohio distributor




◀ **Pair-Matched™ hinge leaves**

Manufactured together, machined together and anodized together, making SELECT Hinges fit your doors better and last longer. *An exclusive SELECT benefit.*



◀ **Lifetime lubrication**

Eliminates the need for periodic maintenance. Quiet performance. Fights gear cap wear. *An exclusive SELECT benefit.*



◀ **Anodized after machining**

Delivers superior wear, durability and life. Inhibits corrosion. Few hinge makers follow SELECT's lead in using this superior manufacturing process.



◀ **Consistent templating**

SELECT hinges line up perfectly, precisely, every time. Makes preparations easier and faster. *An exclusive SELECT benefit.*



◀ **Patented 3-Hr. Fire Rating**

Available without pins or studs. No extra parts to buy or install. Design innovation approved for positive and negative pressure. *An exclusive SELECT benefit.*



◀ **Templated hole pattern**

Hole pattern is identical on both Standard and Heavy Duty models. *An exclusive SELECT benefit.*



◀ **Coated fasteners**

Provide additional corrosion protection with either self-drilling thread-forming (SDTF) or thread-forming (TF) screws. *An exclusive SELECT benefit.*

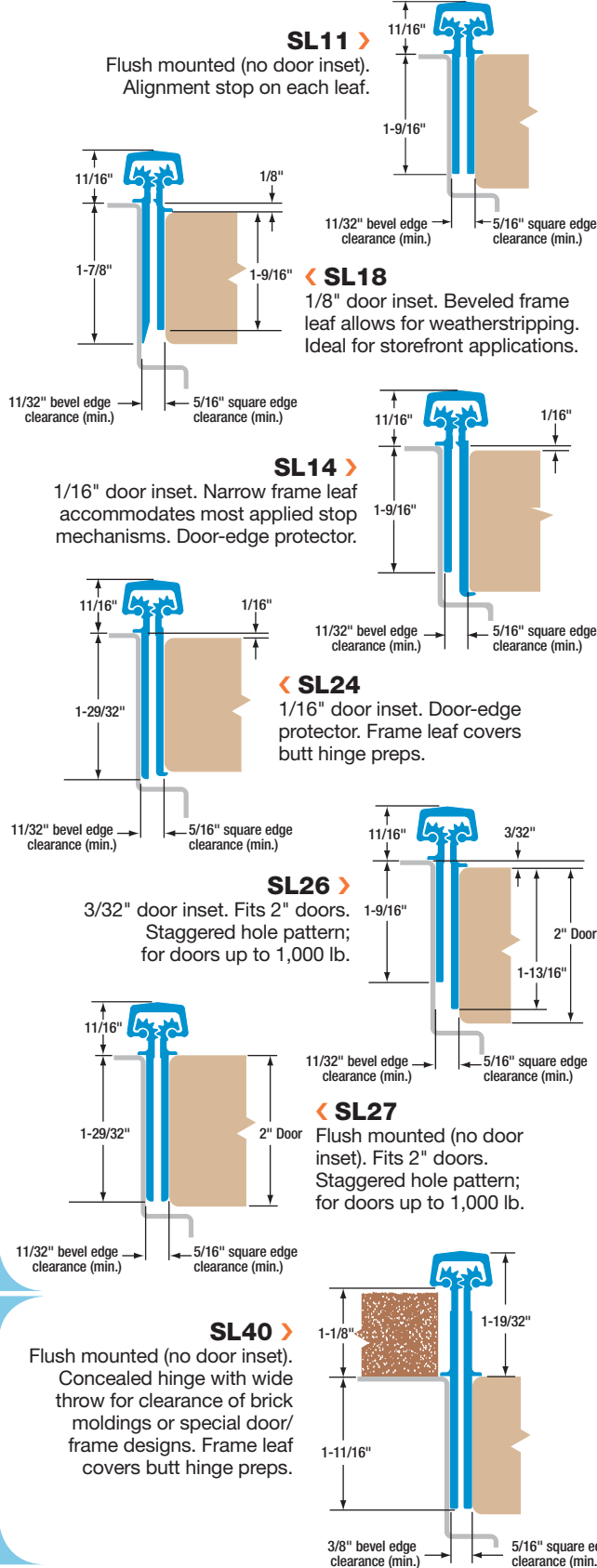


◀ **Custom colors**

Match any anodized or paint color on the gear cap or the entire hinge and fasteners, including our always-in-stock Bone White gear caps.

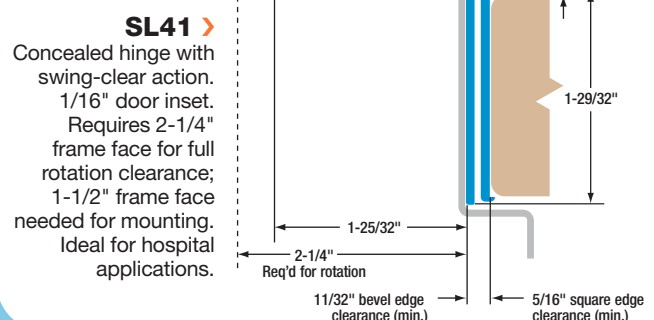
CONCEALED HINGES

Concealed surface mount. No mortise required. For new construction or renovation. Requires 5/16" clearance at hinge side between door and frame.

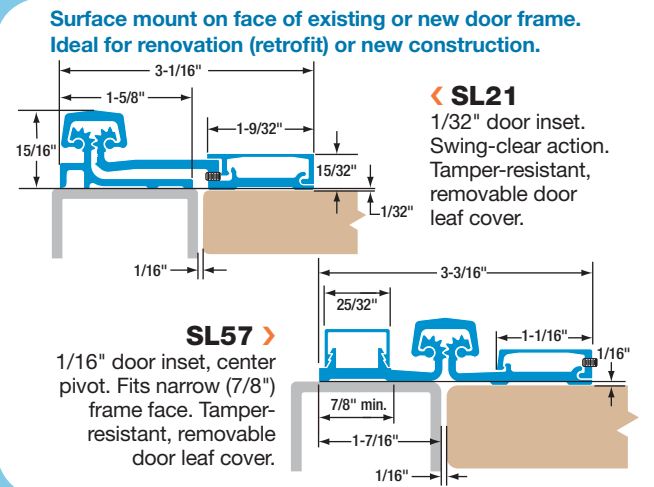


WIDE THROW

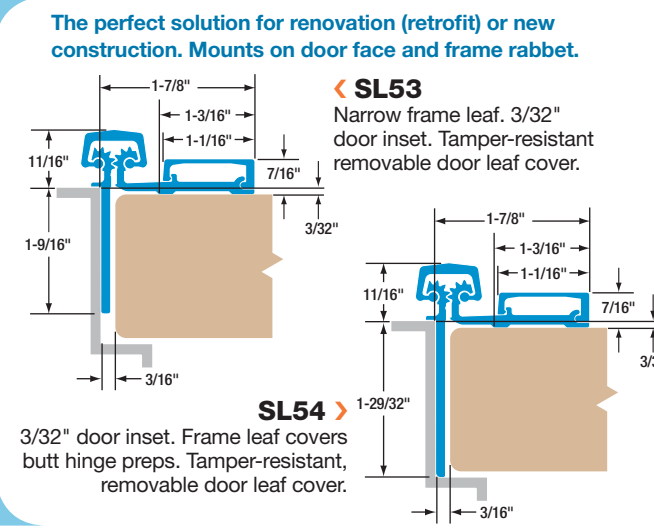
SWING CLEAR



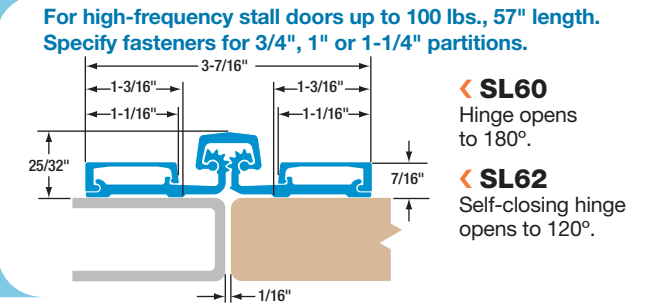
FULL SURFACE



HALF SURFACE



TOILET



Advantages: PIN & BARREL continuous hinges

“SELECT has focused on what the competitors have missed — quick deliveries, competitive pricing and customer service. To say they are top-notch would be an understatement.”

—Indiana spec writer



◀ Corrosion-resistant stainless steel

Stainless steel pin & barrel design creates a tough, highly secure opening.



◀ Templated hole pattern

SELECT hinges line up perfectly, precisely, every time. Makes installation easier and faster.



◀ Nylon double bearings

Create a strong, free-moving assembly that allows closers and other door hardware to function properly.




◀ Variety of finishes

Available in polished, brushed and painted finishes to match, contrast or accent your building's design.



◀ 3-Hr. Fire Rating

Fire-rated out of the package. No extra parts to buy or install. No liability worries.



◀ 1/4" stainless steel rod

Delivers high tensile strength by forming a strong, free-moving unit. Flexible and strong in abused openings.

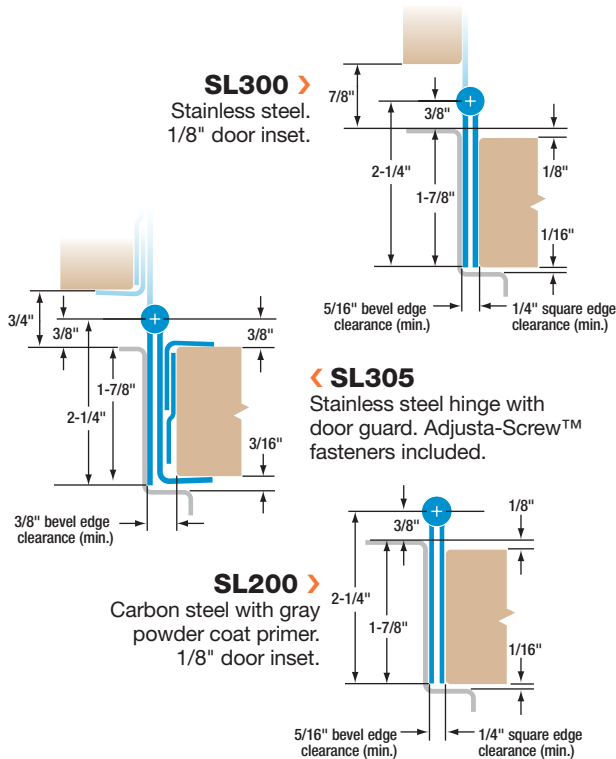


◀ End caps

Spiral-knurled steel caps seal the barrel ends to contain hinge rod.

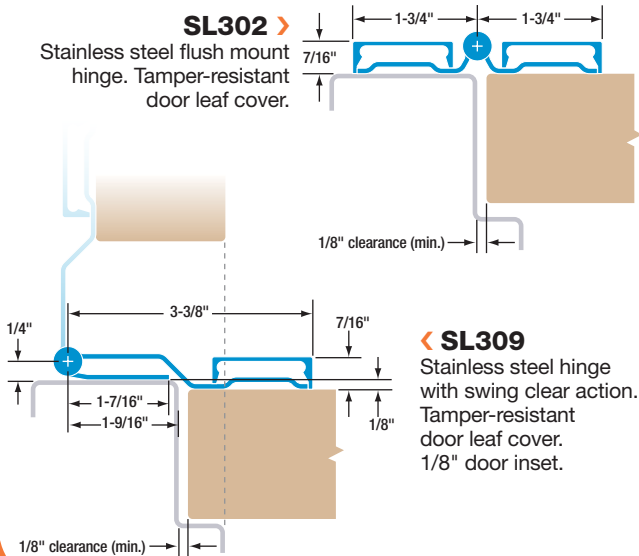
CONCEALED HINGES

Concealed surface mount for doors up to 600 lbs.
No mortise required. For new construction or renovation.



FULL SURFACE

Surface mount on face of existing or new door and frame.
Suitable for renovation (retrofit) or new construction.
For doors weighing up to 600 lbs.



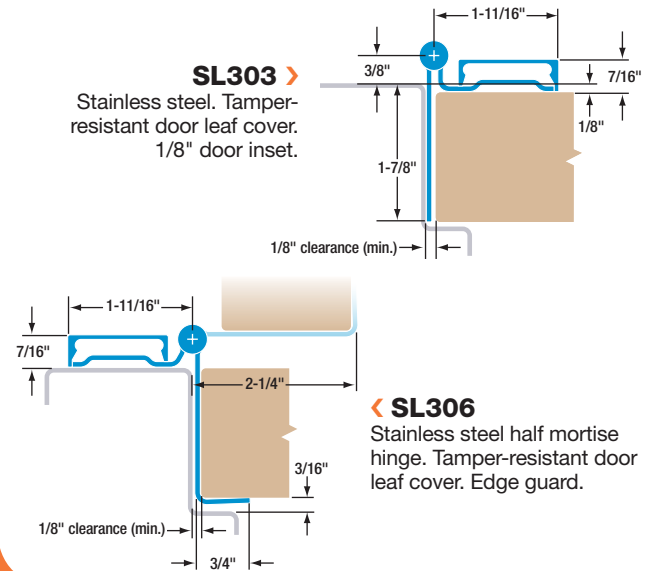
EDGE GUARD

Protects the door's leading edge.
Use with door guard hinge models for a balanced look.



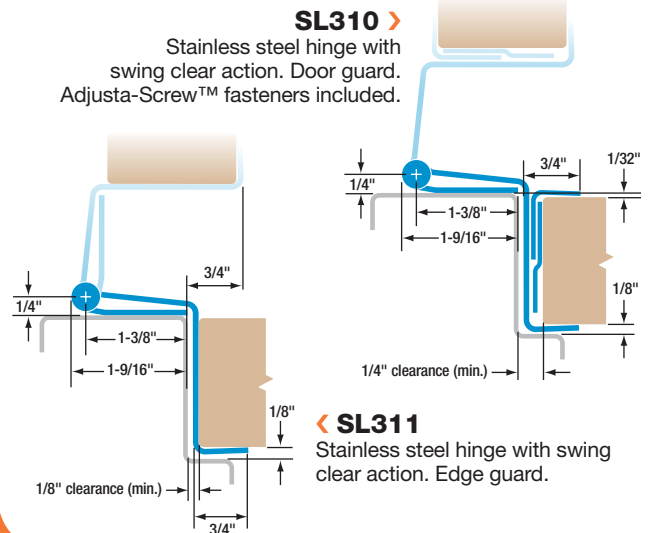
HALF SURFACE

Applicable for retrofit or new construction. Mounts on door face and frame rabbet. For doors weighing up to 600 lbs.



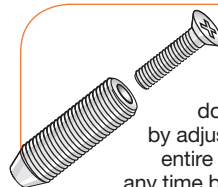
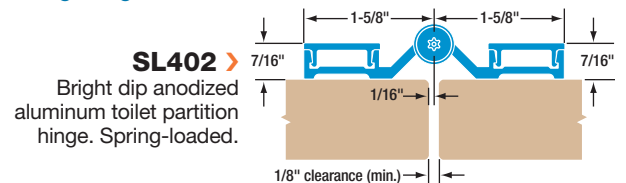
SWING CLEAR

Provides maximum clearance for operating room and similar doors up to 600 lbs. Door guard protects door at hinge edge.



TOILET

For high-frequency stall doors up to 80 lbs. 54" and 57" hinge lengths available.



Adjusta-Screw™ Fasteners

Available on some SELECT Pin & Barrel door guard models, Adjusta-Screw™ fasteners help you square doors accurately and easily in new or retrofit installations by adjusting to correct frame fit variances up to 3/8" along the entire length of the door. Future adjustments can be made at any time by tightening or loosening the Adjusta-Screw fasteners.

SELECT geared continuous hinges outperform other hinge designs by distributing door weight along the full frame length. Available in anodized Clear or Dark Bronze standard. Modifications for special applications available. Call SELECT at 800-423-1174.

Load/Frequency Rating

GEARED

Standard Duty (SD):

up to 200 lb., medium frequency

Heavy Duty (HD):

up to 200 lb., high frequency
up to 400 lb., medium frequency
up to 600 lb., low frequency

Heavy Duty (LL):

up to 1,000 lb., low frequency

PIN & BARREL

up to 400 lb., medium frequency
up to 600 lb., low frequency

Fire Rating

All SELECT Hinges (excluding Toilet Partition models) have been UL® tested and certified to Fire Rating Standards UL10B, UL10C and UBC 7.2 (positive and negative pressure) in the U.S. and Canada.

GEARED

SELECT geared hinges have been UL® tested for up to **90 minutes** without fire pins or studs.

As an option, SELECT's patented process allows A-Label Fire Listing for up to **3 hours** without fire pins or studs for door and frame assemblies having approved construction components. Specify FR3.

PIN & BARREL

SELECT pin & barrel hinges have been UL® tested for use on single-mounted doors, up to 3 hours for hollow metal doors, 1-1/2 hours for hollow metal with composite wood core fire doors and 20 minutes for wood doors.

Electrical Prep

GEARED

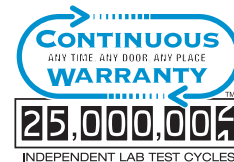
- Accessible Panel—Opens to allow electrical component diagnosis.
- Removable Panel—Detaches for electrical component replacement without removing hinge or door.
- Electric Power Transfer—Concealed or half-surface hinges. Hinges prepared with Von Duprin, Adams-Rite and most other power transfer units.
- Exposed Electric Contacts—Available on SL11, 14, 18, 24, 26, 27, 40 and 41.
- Exposed Electric Monitor Switch—Available on SL11, 14, 18, 24, 26, 27, 40 and 41.
- Concealed Through-Wire—Continuous electric conductors. Available on SL11, 14, 18, 24, 26 and 27.
- Electric Monitor Switch & Through-Wire—Combination of exposed monitor switch and concealed electric through-wiring. Available on SL11, 14, 18, 24, 26, 27 and 28.
- Concealed Magnetic Monitor Switch—22 gauge wire, 28 volts DC. Available on SL11, 14, 18, 24, 26, 27, 40 and 41.

PIN & BARREL

- Current Transfer Prep—For Adams-Rite and Von Duprin power transfer units.
- Concealed Current Transfer
- Current Transfer Contact Switch
- Electric Power Transfer—Prepared with Adams-Rite power transfer units.
- Exposed Monitor Switch
- Adjustable Monitor Switch
- Electrical Modification Access Prep
- Edge Guard—Prepared for: 161 latch bolt; 86 mortise lock; ASA strike; 161 strike; manual flush bolts; auto flush bolts

Warranty

GEARED



The warranty that never ends for the hinge that never quits.™

SELECT Products Limited warrants its geared continuous hinges will not fail under normal use, as long as they were installed according to instructions enclosed with every SELECT hinge. We warrant our hinges to be free of defects in materials and workmanship. This warranty is continuous and has no time limit.

PIN & BARREL

SELECT brand pin & barrel continuous hinges are guaranteed to be free of defects in materials and workmanship for a period of 10 years. No claims for faulty or improper installation, consequent damages, repairs or back charges will be allowed. This warranty does not cover defects or damage resulting from vandalism, abuse, improper maintenance, improper storage, shipping or handling, alteration or removal of the factory-applied lubricant, anodizing or painting of product in the field.

Shipment



SELECT ships 99% of hinge orders in 48 hours — and most of those in 24 hours. A large continuous hinge model inventory supports a staff that wants you to get hinges NOW. Unusually large quantities or custom processing may require additional time.



9770 Shaver Road
Portage, MI 49024
Ph: 800-423-1174
Fax: 800-423-7107
www.select-hinges.com