

# The new **5-minute wire fix** you'll rarely use.



Electrified door hinges are notorious for failing. When they do, accessing the wires to fix them can take a long time. So SELECT set out to design a better electrified door hinge.

The SELECT Accessible Through-Wire (ATW) concealed geared continuous hinge electrical prep is everything you've been wanting:

**FASTER REPAIRS.** This hinge prep has a fully integrated design. There are no cuts or panels to compromise its performance or integrity. Simply remove the cover plate, access the recessed wires and make your repair – you'll finish in less than five minutes.

**FEWER REPAIRS.** This innovative design protects the ultra-flexible 22-gauge through-wires so they last longer. Even though you can fix the wire harnesses faster, you'll hardly ever have to do so. In fact, we're so sure this electrified ATW hinge prep won't be a maintenance hassle, it comes with an industry-exclusive six-year warranty.



RECESSED ACCESS PANELS preserve the clean appearance of your hinge.

## **QUICKER INSTALLATION.**

We incorporated Molex® connectors so you can speed up your hinge installations (and those rare repairs), too. Choose between 4-pin, 8-pin or 12-pin connectors. Extra-long leads are available as needed.

**LESS WAIT TIME.** Give us your ATW order (you have ten geared continuous models to choose from – see other side) and we'll aim to have your hinges on their way to you within 48 hours. The only thing you'll wait for ... years and years before they need repairing.

## **CALL TODAY.**

**Your SELECT rep is ready to help make your electrified door hinges last a lot longer.**

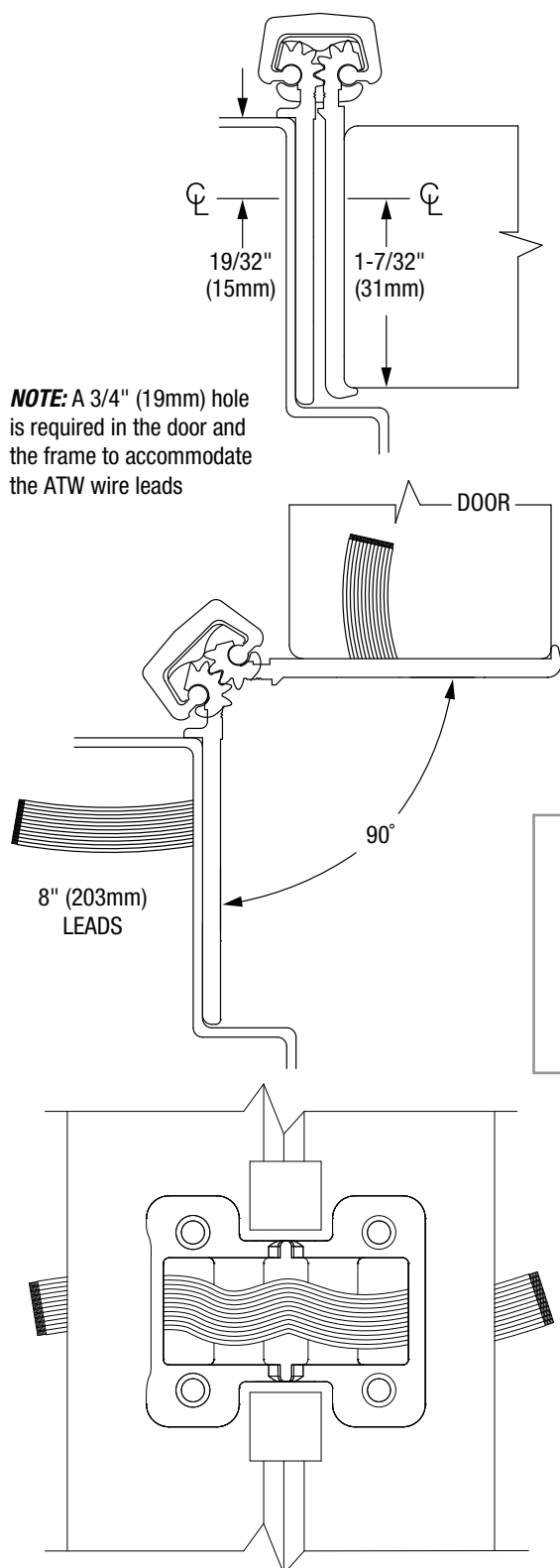


**SELECT  
HINGES™**

**800-423-1174**  
**select-hinges.com**



# ATW SPECIFICATIONS: Geared electrical hinge prep



**NOTE:** A 3/4" (19mm) hole is required in the door and the frame to accommodate the ATW wire leads

**PREP:** SELECT geared continuous hinges can be prepared for accessible electric through-wires to provide continuous current. Through-wires available in sets of 4, 8 or 12.

**PER CONDUCTOR:** 12V-24V AC/DC at 3-6 amps. Ultra-flexible 22-gauge wire with 8" (203mm) leads per leaf. Molex® connectors included. Extra-long lead extensions available.

**LOCATION:** Specify the dimension from the top of the hinge to each ATW centerline. Hinge is installed flush with the top of the door. Refer to the templates available online at [www.select-hinges.com/specifications/templates](http://www.select-hinges.com/specifications/templates) to choose from available ATW locations.

**HANDING:** Specify the handing of each door requiring the ATW. Handing not required on SL11 and SL27.

**ORDER:** Use suffix "ATW," plus the number of wires required. Specify location of each ATW and handing (if required).

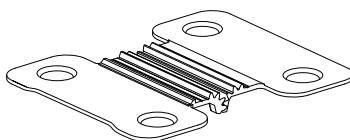
**Example:** SL24 HD600 83" Clear ATW4 44-1/16" from top of hinge to centerline, RH.

**AVAILABILITY:** Available on models SL11, SL12, SL14, SL18, SL24, SL26, SL27, SL31, SL44, SL48 and SL84.

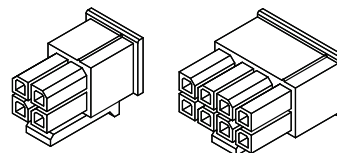
**LEAD TIME:** 48 Hours (on most orders).

**WARRANTY:** 6 years.

**IMPORTANT:** SELECT Products Limited does not recommend preparing door and frame for ATW before receipt of hinge. If door and frame must be prepared before receipt of hinge, contact factory for special template.



COVER PLATE ASSEMBLY



4-PIN AND 8-PIN CONNECTORS  
SUPPLIED ON LEADS



## SELECT HINGES®

SELECT Products Limited

Ph: 800-423-1174 | Fax: 800-423-7107

[www.SelectHinges.com](http://www.SelectHinges.com)