




Two panel options offer convenience for electrically modified hinges



Get a SELECT electrically modified concealed hinge — for new construction or retrofit — and choose either a convenient access panel or a removable panel. Both panels allow easy door installation. Electrical components have a five-year warranty.



ACCESS PANEL opens to allow easy inspection of electrical components, yet preserves gear cap's appearance.



REMOVABLE PANEL detaches to make electrical component testing or replacement easier *without removing door or entire hinge.*

Get SELECT hinge durability.



More than 25,000,000 independent test cycles — 10 times beyond Grade 1 cycle count — prove SELECT hinges' durability. Exclusive Pair-Matched™ hinge leaves, lifetime lubrication and anodizing *after* machining work together to assure reliable performance. And we back them with the industry's only Continuous Warranty™, which never expires.

