

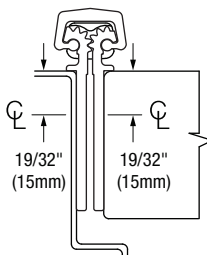
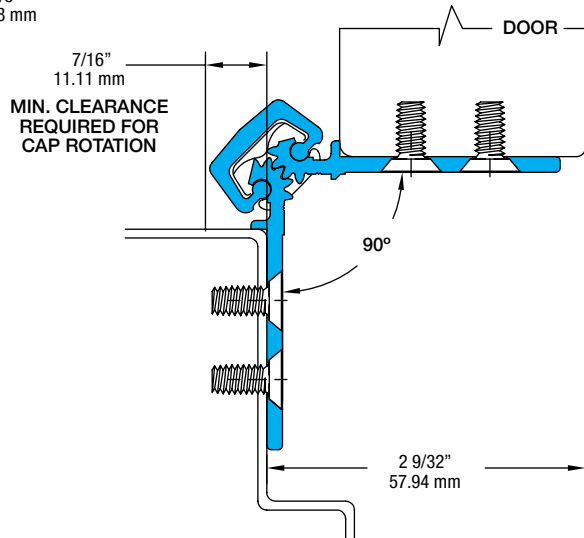
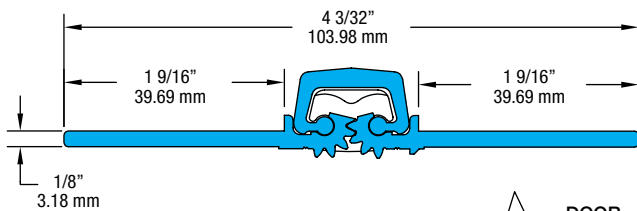
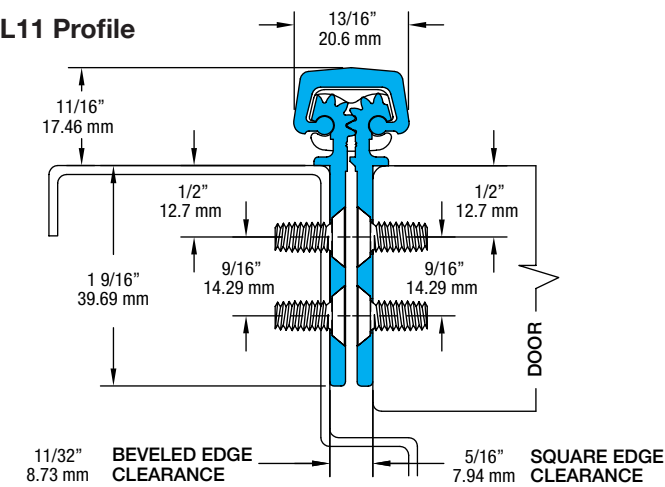
SL11 83" HD

All dimensions are measured in inches and [millimeters] from the top of the door to the centerline of the holes and ATW panels.

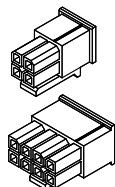
Choose location for ATW prep. ATW4 = 1 location; ATW8 = 1 location; and ATW12 = 1 location.

NOTE: For 90-degree openings, please specify at time of order for no upcharge. There will be an upcharge for 90-degree ATW cover plates when ordered separately and clear or bronze must be specified.

SL11 Profile



A 3/4" (19mm) clearance hole is required in the door and frame for the ATW wires.



4-pin and/or 8-pin connectors are supplied at the end of the 8" (203.2mm) lead.

38 fasteners / 32 bearings

HOLES	ATW LOCATIONS
1 1/2 [38.1]	0 [0]
3 1/2 [88.9]	
5 1/2 [139.7]	
	8 3/16 [208.0]
10 [254.0]	
	13 5/16 [338.1]
	15 7/8 [403.2]
20 [508.0]	18 7/16 [468.3]
	23 9/16 [598.5]
	26 1/8 [663.6]
30 [762.0]	
	33 13/16 [858.8]
	36 3/8 [923.9]
	38 15/16 [989.0]
41 1/2 [1054.1]	
	44 1/16 [1119.2]
	46 5/8 [1184.3]
	49 3/16 [1249.4]
53 [1346.2]	
	56 7/8 [1444.6]
	59 7/16 [1509.7]
63 [1600.2]	
	64 9/16 [1639.9]
	67 1/8 [1705.0]
	69 11/16 [1770.1]
73 [1854.2]	
	74 13/16 [1900.2]
77 1/2 [1968.5]	
79 1/2 [2019.3]	
81 1/2 [2070.1]	
	83 [2108.2]