

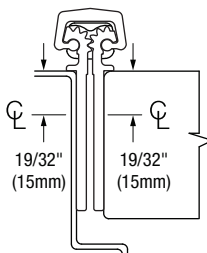
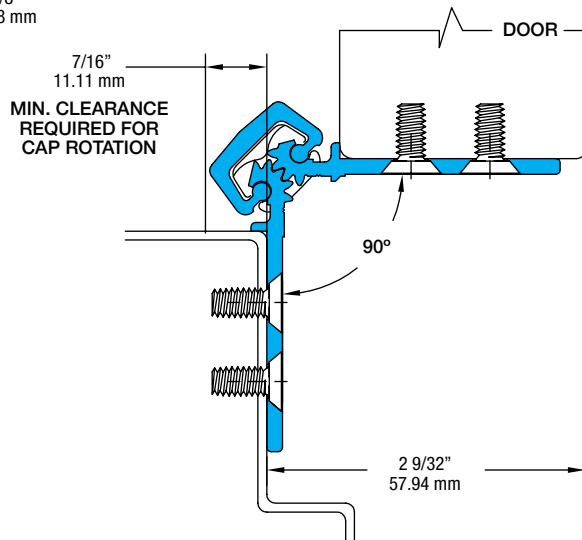
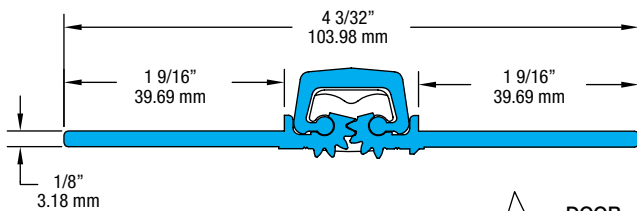
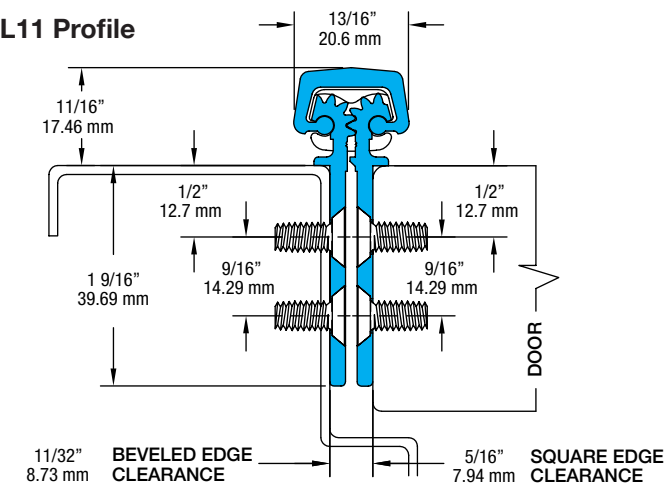
SL11 83" SD

All dimensions are measured in inches and [millimeters] from the top of the door to the centerline of the holes and ATW panels.

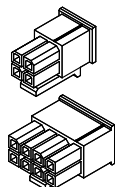
Choose location for ATW prep. ATW4 = 1 location; ATW8 = 1 location; and ATW12 = 1 location.

NOTE: For 90-degree openings, please specify at time of order for no upcharge. There will be an upcharge for 90-degree ATW cover plates when ordered separately and clear or bronze must be specified.

SL11 Profile



A 3/4" (19mm) clearance hole is required in the door and frame for the ATW wires.



4-pin and/or 8-pin connectors are supplied at the end of the 8" (203.2mm) lead.

38 fasteners / 16 bearings

HOLES	ATW LOCATIONS
1 1/2 [38.1]	0 [0]
3 1/2 [88.9]	
5 1/2 [139.7]	
10 [254.0]	
20 [508.0]	12 1/32 [305.6]
	14 19/32 [370.7]
	17 5/32 [435.8]
30 [762.0]	22 9/32 [565.9]
	24 27/32 [631.0]
	27 13/32 [696.1]
41 1/2 [1054.1]	32 17/32 [826.3]
	35 3/32 [891.4]
	37 21/32 [956.5]
53 [1346.2]	45 11/32 [1151.7]
	47 29/32 [1216.8]
	50 15/32 [1281.9]
63 [1600.2]	55 19/32 [1412.1]
	58 5/32 [1477.2]
	60 23/32 [1542.3]
73 [1854.2]	65 27/32 [1672.4]
	68 13/32 [1737.5]
	70 31/32 [1802.6]
77 1/2 [1968.5]	
79 1/2 [2019.3]	
81 1/2 [2070.1]	
	83 [2108.2]